

MOSES KOTANE LOCAL MUNICIPALITY



2023/2024 REVISED

SERVICE DELIVERY AND BUDGET IMPLEMENTATION PLAN

This document is prepared in line with section 54 (1) (c) of the Municipal Finance Management Act.

“On the receipt of a statement or report submitted by the accounting officer, the municipality in terms of section 71 or 72, the mayor must consider and, if necessary, make any revisions to the service delivery and budget implementation plan, provided that revisions to the service delivery targets and performance indicators in the plan may only be made with the approval of the council following approval of an adjustment.”

Table of content

No	Content	Page no
1	Adjustment Budget- Monthly Cash Flow	3
2	Adjustment budget – Monthly Capital Expenditure	5
3	Adjustment Budget- Summary	6
4	Adjustment Budget – Financial Performance (Revenue and Expenditure by Municipal Vote)	8
5	Adjustment Budget- Financial Performance (Revenue and expenditure)	10
6	Reviewed Service Delivery Target and Adjusted Budget	13

1. Adjustment Budget- Monthly Cash Flow

NW375 Moses Kotane - Supporting Table SB15 Adjustments Budget - monthly cash flow - 28/02/2024

Monthly cash flows	Ref	Budget Year 2023/24												Medium Term Revenue and Expenditure Framework		
		July	August	Sept.	October	November	December	January	February	March	April	May	June	Budget Year 2023/24	Budget Year +1 2024/25	Budget Year +2 2025/26
		Outcome	Outcome	Outcome	Outcome	Outcome	Outcome	Outcome	Budget	Budget	Budget	Budget	Budget	Adjusted Budget	Adjusted Budget	Adjusted Budget
R thousands																
Cash Receipts By Source																
Property rates	1	4 450	1 522	4 701	31 755	3 336	7 417	1 210	6 696	6 696	6 696	6 696	(822)	80 353	84 290	88 252
Service charges - electricity revenue													-			
Service charges - water revenue		9 141	3 234	5 850	13 795	2 971	6 104	7 786	5 558	5 558	5 558	5 558	(4 420)	66 693	70 027	73 318
Service charges - sanitation revenue		32	149	54	595	23	30	1 273	151	151	151	151	(950)	1 811	1 900	1 989
Service charges - refuse		42	69	72	77	29	38	19	109	109	109	109	525	1 308	1 372	1 436
Rental of facilities and equipment		8	-	18	16	9	9	9	16	16	16	16	56	188	197	206
Interest earned - external investments		1 103	1 976	1 053	823	636	60	2 444	521	521	521	521	(3 928)	6 251	6 582	6 931
Interest earned - outstanding debtors													-			
Dividends received													-			
Fines, penalties and forfeits		36	34	21	12	18	23	32	167	167	167	167	1 159	2 000	2 000	2 094
Licences and permits		113	76	64	125	81	84	91	167	167	167	167	700	2 000	2 090	2 184
Agency services													-			
Transfers and Subsidies - Operational		235 869	2 357	2 200	-	-	184 778	-	48 480	48 480	48 480	48 480	(37 362)	581 763	620 091	621 835
Other revenue		(443 693)	70 263	302 922	63 375	59 047	34 679	46 575	144	144	144	144	(132 018)	1 725	1 870	32 529
Cash Receipts by Source		(192 900)	79 680	316 956	110 573	66 149	233 223	59 440	62 008	62 008	62 008	62 008	(177 060)	744 092	790 419	830 775
Other Cash Flows by Source																
Transfers and subsidies - capital (monetary allocations) (National / Provincial and District)		20 000	-	-	20 000	-	90 679	33 109	19 737	19 737	19 737	19 737	(5 894)	236 841	269 958	282 412
Transfers and subsidies - capital (monetary allocations) (Nat / Prov Departm Agencies, Households, Non-profit Institutions, Private Enterprises, Public Corporatons, Higher Educ Institutions)													-			
Proceeds on Disposal of Fixed and Intangible Assets													-			
Short term loans													-			
Borrowing long term/refinancing							(254)						254			
Increase (decrease) in consumer deposits				1	2	0	0	0					(4)			
Decrease (increase) in non-current receivables																
Decrease (increase) in non-current investments																
Total Cash Receipts by Source		(172 900)	79 680	316 957	130 575	66 150	323 648	92 549	81 744	81 744	81 744	81 744	(182 704)	980 933	1 060 377	1 113 187

Cash Payments by Type																
Employee related costs		(17)	(4 906)	4 961	875	(137)	584	(396)	24 739	24 739	24 739	24 739	196 951	296 872	309 546	322 613
Remuneration of councillors		(24)	(496)	446	(796)	(58)	(76)	23	2 300	2 300	2 300	2 300	19 379	27 597	28 949	30 309
Finance charges		-	-	-	-	-	-	-	-	-	-	-	-	-	-	-
Bulk purchases - Electricity	2	3 669	4 241	(1 232)	854	669	-	-	2 083	2 083	2 083	2 083	8 466	25 000	26 225	27 458
Acquisitions - water & other inventory	3	22 966	24 564	-	38 242	-	33 026	-	10 833	10 833	10 833	10 833	(11 977)	150 155	157 512	164 915
Contracted services		-	-	-	-	-	-	-	-	-	-	-	-	-	-	-
Transfers and grants - other municipalities		-	-	-	-	-	-	-	-	-	-	-	-	-	-	-
Transfers and grants - other		-	-	-	-	-	-	-	-	-	-	-	-	-	-	-
Other expenditure		(212 610)	51 044	27 850	22 017	40 945	(215 989)	(16 154)	20 761	20 761	20 761	20 761	468 982	249 127	263 439	270 605
Cash Payments by Type		(186 017)	74 447	32 025	61 192	41 419	(182 454)	(16 527)	60 716	60 716	60 716	60 716	681 801	748 751	785 671	815 900
Other Cash Flows/Payments by Type																
Capital assets		9 552	8 926	17 796	19 802	26 539	25 813	11 579	20 383	20 383	20 383	20 383	43 054	244 591	269 958	282 412
Repayment of borrowing		584	-	226	-	-	2 845	-	1 068	1 068	1 068	1 068	4 892	12 820	13 027	13 510
Other Cash Flows/Payments		-	-	213	-	945	3 264	607	-	-	-	-	(5 029)	-	-	-
Total Cash Payments by Type		(175 880)	83 372	50 260	80 994	68 903	(150 533)	(4 341)	82 167	82 167	82 167	82 167	724 718	1 006 161	1 068 656	1 111 822
NET INCREASE/(DECREASE) IN CASH HELD		2 980	(3 692)	266 697	49 581	(2 754)	474 182	96 890	(423)	(423)	(423)	(423)	(907 422)	(25 229)	(8 279)	1 365
Cash/cash equivalents at the month/year beginning:		38 855	41 836	38 143	304 841	354 421	351 668	825 849	922 739	922 317	921 894	921 471	921 048	38 855	13 626	5 348
Cash/cash equivalents at the month/year end:		41 836	38 143	304 841	354 421	351 668	825 849	922 739	922 317	921 894	921 471	921 048	13 626	13 626	5 348	6 713

References

1. Note that this section of Table SB15 is deliberately not linked to Table B4 because timing differences between the invoicing of clients and receiving the cash means that the cashflow will differ from budgeted revenue, and similarly for budgeted expenditure.
2. Bulk purchases - Electricity & Waste Water - use detail information from Table SB1
3. Acquisition Inventory - Water & other inventory - use detail information from Table SB2

61 192	41 419	(182 454)	(16 527)	60 716	60 716	60 716	60 716	681 801	748 751	785 671	815 900
49 581	(2 754)	474 182	96 890	(423)	(423)	(423)	(423)	(907 422)	(25 229)	(8 279)	1 365

2. Adjustment budget – Monthly Capital Expenditure

NW375 Moses Kotane - Supporting Table SB17 Adjustments Budget - monthly capital expenditure (functional classification) - 28/02/2024

Description	Ref	Budget Year 2023/24											Medium Term Revenue and Expenditure Framework			
		July	August	Sept.	October	November	December	January	February	March	April	May	June	Budget Year 2023/24	Budget Year +1 2024/25	Budget Year +2 2025/26
		Outcome	Outcome	Outcome	Outcome	Outcome	Outcome	Outcome	Budget	Budget	Budget	Budget	Budget	Adjusted Budget	Adjusted Budget	Adjusted Budget
R thousands																
Capital Expenditure - Functional																
Governance and administration		-	53	-	160	-	-	-	661	661	661	661	3 697	6 554	-	-
Executive and council		-	-	-	-	-	-	-	411	411	411	411	411	2 054	-	-
Finance and administration		-	53	-	160	-	-	-	250	250	250	250	3 287	4 500	-	-
Internal audit		-	-	-	-	-	-	-	-	-	-	-	-	-	-	-
Community and public safety		-	-	-	-	-	-	-	36	36	36	36	1 307	1 450	11 385	19 115
Community and social services		-	-	-	-	-	-	-	-	-	-	-	-	-	11 385	19 115
Sport and recreation		-	-	-	-	-	-	-	146	146	146	146	667	1 250	-	-
Public safety		-	-	-	-	-	-	-	(110)	(110)	(110)	(110)	640	200	-	-
Housing		-	-	-	-	-	-	-	-	-	-	-	-	-	-	-
Health		-	-	-	-	-	-	-	-	-	-	-	-	-	-	-
Economic and environmental services		4 340	2 127	1 967	5 224	12 726	4 314	1 015	4 047	4 047	4 047	4 047	7 816	55 718	50 524	101 500
Planning and development		-	-	-	-	-	-	-	-	-	-	-	-	-	-	-
Road transport		4 340	2 127	1 967	5 224	12 726	4 314	1 015	4 047	4 047	4 047	4 047	7 816	55 718	50 524	101 500
Environmental protection		-	-	-	-	-	-	-	-	-	-	-	-	-	-	-
Trading services		5 212	6 745	15 829	14 418	13 814	21 498	10 564	13 079	13 079	13 079	13 079	27 675	168 071	208 049	161 797
Energy sources		-	-	-	758	581	2 066	-	562	562	562	562	(510)	5 142	5 000	6 000
Water management		5 212	6 745	15 829	13 660	13 232	18 911	10 564	13 415	13 415	13 415	13 415	20 118	157 929	186 902	86 912
Waste water management		-	-	-	-	-	522	-	(167)	(167)	(167)	(167)	5 145	5 000	7 407	48 000
Waste management		-	-	-	-	-	-	-	(730)	(730)	(730)	(730)	2 922	-	8 739	20 885
Other		-	-	-	-	-	-	-	-	-	-	-	-	-	-	-
Total Capital Expenditure - Functional		9 552	8 926	17 796	19 802	26 539	25 813	11 579	17 823	17 823	17 823	17 823	40 495	231 793	269 958	282 412

References

1. Table should be completed as either Multi-Year expenditure appropriation or Budget Year and Forward Year estimates
2. Total Capital Expenditure must reconcile to the 'Financial Position' budget and monthly budget statement

3. Adjustment Budget- Summary

NW375 Moses Kotane - Table B1 Adjustments Budget Summary - 28/02/2024

Description	Budget Year 2023/24									Budget Year	Budget Year
	Original Budget	Prior	Accum.	Multi-year	Unfore.	Nat. or	Other	Total	Adjusted	Adjusted	Adjusted
		Adjusted	Funds	capital	Unavoid.	Prov. Govt	Adjusts.	Adjusts.	Budget	Budget	Budget
R thousands	A	1 A1	2 B	3 C	4 D	5 E	6 F	7 G	8 H	+1 2024/25	+2 2025/26
Financial Performance											
Property rates	154 525	154 525	-	-	-	-	-	-	154 525	162 096	169 714
Service charges	240 833	240 833	-	-	-	-	40	40	240 873	252 634	264 508
Investment revenue	6 251	6 251	-	-	-	-	-	-	6 251	6 582	6 931
Transfers recognised - operational	581 763	581 763	-	-	-	-	665	665	582 428	620 091	621 835
Other own revenue	94 111	94 111	-	-	-	-	-	-	94 111	6 157	6 439
Total Revenue (excluding capital transfers and contributions)	1 077 484	1 077 484	-	-	-	-	705	705	1 078 189	1 047 561	1 069 427
Employee costs	296 491	296 491	-	-	-	-	(2 078)	(2 078)	294 413	309 146	322 194
Remuneration of councillors	27 597	27 597	-	-	-	-	-	-	27 597	28 949	30 309
Depreciation & asset impairment	483 762	483 762	-	-	-	-	-	-	483 762	507 622	531 480
Finance charges	5 600	5 600	-	-	-	-	3 300	3 300	8 900	5 874	6 150
Inventory consumed and bulk purchases	175 155	175 155	-	-	-	-	-	-	175 155	183 737	192 373
Transfers and subsidies	-	-	-	-	-	-	-	-	-	-	-
Other expenditure	223 372	223 372	-	-	-	-	10 294	10 294	233 666	236 422	242 318
Total Expenditure	1 211 976	1 211 976	-	-	-	-	11 516	11 516	1 223 493	1 271 750	1 324 825
Surplus/(Deficit)	(134 492)	(134 492)	-	-	-	-	(10 812)	(10 812)	(145 304)	(224 189)	(255 398)
Transfers and subsidies - capital (monetary allocations)	236 841	236 841	-	-	-	-	(13 052)	(13 052)	223 789	269 958	282 412
Transfers and subsidies - capital (in-kind - all)	-	-	-	-	-	-	-	-	-	-	-
Surplus/(Deficit) after capital transfers & contributions	102 349	102 349	-	-	-	-	(23 863)	(23 863)	78 485	45 769	27 014
Share of surplus/ (deficit) of associate	-	-	-	-	-	-	-	-	-	-	-
Surplus/ (Deficit) for the year	102 349	102 349	-	-	-	-	(23 863)	(23 863)	78 485	45 769	27 014

<u>Capital expenditure & funds sources</u>												
Capital expenditure	244 591	244 591	-	-	-	-	(12 797)	(12 797)	231 793	269 958	282 412	
Transfers recognised - capital	236 841	236 841	-	-	-	-	(13 052)	(13 052)	223 789	269 958	282 412	
Borrowing	-	-	-	-	-	-	-	-	-	-	-	
Internally generated funds	7 750	7 750	-	-	-	-	254	254	8 004	-	-	
Total sources of capital funds	244 591	244 591	-	-	-	-	(12 797)	(12 797)	231 793	269 958	282 412	
<u>Financial position</u>												
Total current assets	151 787	151 787	-	-	-	-	-	-	151 787	124 856	136 686	
Total non current assets	3 619 431	3 619 431	-	-	-	-	(12 797)	(12 797)	3 606 634	3 866 595	4 124 779	
Total current liabilities	192 126	192 126	-	-	-	-	(3 448)	(3 448)	188 678	197 884	(41 629)	
Total non current liabilities	72 328	72 328	-	-	-	-	(12 142)	(12 142)	60 186	62 505	50 952	
Community wealth/Equity	3 584 433	3 584 433	-	-	-	-	2 601	2 601	3 587 034	3 723 442	4 556 984	
<u>Cash flows</u>												
Net cash from (used) operating	252 337	252 337	-	-	-	-	-	-	252 337	1 846 048	1 929 087	
Net cash from (used) investing	(244 591)	(244 591)	-	-	-	-	-	-	(244 591)	(269 958)	(282 412)	
Net cash from (used) financing	(12 820)	(12 820)	-	-	-	-	-	-	(12 820)	(13 027)	(13 510)	
Cash/cash equivalents at the year end	63 660	63 660	-	-	-	-	-	-	63 660	1 580 000	1 643 060	
<u>Cash backing/surplus reconciliation</u>												
Cash and investments available	3 518 802	3 518 802	-	-	-	-	(11 797)	(11 797)	3 507 005	3 732 623	3 994 184	
Application of cash and investments	268 300	268 300	-	-	-	-	(23 856)	(23 856)	244 444	215 659	(74 175)	
Balance - surplus (shortfall)	3 250 502	3 250 502	-	-	-	-	12 058	12 058	3 262 561	3 516 963	4 068 360	
<u>Asset Management</u>												
Asset register summary (WDV)	3 279 111	3 279 111	-	-	-	-	(12 797)	(12 797)	3 266 313	3 526 274	4 124 779	
Depreciation	155 041	155 041	-	-	-	-	-	-	155 041	162 638	170 282	
Renewal and Upgrading of Existing Assets	68 881	68 881	-	-	-	-	(20 464)	(20 464)	48 417	97 086	146 816	
Repairs and Maintenance	57 155	57 155	-	-	-	-	-	-	57 155	62 550	60 710	
<u>Free services</u>												
Cost of Free Basic Services provided	36 403	19 073	-	-	-	-	-	-	36 403	20 008	20 948	
Revenue cost of free services provided	3 105	2 463	-	-	-	-	-	-	5 568	2 583	2 705	
<u>Households below minimum service level</u>												
Water:	12	-	-	-	-	-	-	-	12	-	-	
Sanitation/sew erage:	40	-	-	-	-	-	-	-	40	-	-	
Energy :	-	-	-	-	-	-	-	-	-	-	-	
Refuse:	-	-	-	-	-	-	-	-	-	-	-	

4. Budget Adjustment – Financial Performance (Revenue and Expenditure by Municipal Vote)

NW375 Moses Kotane - Table B3 Adjustments Budget Financial Performance (revenue and expenditure by municipal vote) - 28/02/2024

Vote Description <i>[Insert departmental structure etc]</i>	Ref	Budget Year 2023/24									Budget Year +1 2024/25	Budget Year +2 2025/26
		Original Budget	Prior Adjusted 3	Accum. Funds 4	Multi-year capital 5	Unfore. Unavoid. 6	Nat. or Prov. Govt 7	Other Adjusts. 8	Total Adjusts. 9	Adjusted Budget 10	Adjusted Budget	Adjusted Budget
		A	A1	B	C	D	E	F	G	H		
R thousands												
Revenue by Vote	1											
Vote 01 - Municipal Council		22 852	22 852	-	-	-	-	-	-	22 852	22 669	22 901
Vote 02 - Office Of The Accounting Officer		-	-	-	-	-	-	-	-	-	-	-
Vote 03 - Budget And Treasury Office		544 438	544 438	-	-	-	-	-	-	544 438	484 117	495 520
Vote 04 - Corporate Services		600	600	-	-	-	-	-	-	600	600	600
Vote 05 - Community Services		109 800	109 800	-	-	-	-	(3 626)	(3 626)	106 174	130 392	137 018
Vote 06 - Planning & Development		-	-	-	-	-	-	-	-	-	-	-
Vote 07 - Infrastructure & Technical Services		636 636	636 636	-	-	-	-	(8 720)	(8 720)	627 915	679 741	695 800
Vote 08 -		-	-	-	-	-	-	-	-	-	-	-
Vote 09 -		-	-	-	-	-	-	-	-	-	-	-
Vote 10 -		-	-	-	-	-	-	-	-	-	-	-
Vote 11 -		-	-	-	-	-	-	-	-	-	-	-
Vote 12 -		-	-	-	-	-	-	-	-	-	-	-
Vote 13 -		-	-	-	-	-	-	-	-	-	-	-
Vote 14 -		-	-	-	-	-	-	-	-	-	-	-
Vote 15 - Other		-	-	-	-	-	-	-	-	-	-	-
Total Revenue by Vote	2	1 314 325	1 314 325	-	-	-	-	(12 347)	(12 347)	1 301 978	1 317 519	1 351 839

Expenditure by Vote	1												
Vote 01 - Municipal Council		87 446	87 446	-	-	-	-	(440)	(440)	87 006	90 019	94 317	
Vote 02 - Office Of The Accounting Officer		23 610	23 610	-	-	-	-	-	-	23 610	24 767	25 931	
Vote 03 - Budget And Treasury Office		158 731	158 731	-	-	-	-	-	-	158 731	166 403	174 260	
Vote 04 - Corporate Services		86 645	86 645	-	-	-	-	-	-	86 645	90 732	93 617	
Vote 05 - Community Services		195 701	195 701	-	-	-	-	5 234	5 234	200 935	206 938	216 488	
Vote 06 - Planning & Development		26 906	26 906	-	-	-	-	-	-	26 906	28 119	29 551	
Vote 07 - Infrastructure & Technical Services		633 320	633 320	-	-	-	-	6 531	6 531	639 850	665 172	691 079	
Vote 08 -		-	-	-	-	-	-	-	-	-	-	-	
Vote 09 -		-	-	-	-	-	-	-	-	-	-	-	
Vote 10 -		-	-	-	-	-	-	-	-	-	-	-	
Vote 11 -		-	-	-	-	-	-	-	-	-	-	-	
Vote 12 -		-	-	-	-	-	-	-	-	-	-	-	
Vote 13 -		-	-	-	-	-	-	-	-	-	-	-	
Vote 14 -		-	-	-	-	-	-	-	-	-	-	-	
Vote 15 - Other		-	-	-	-	-	-	-	-	-	-	-	
Total Expenditure by Vote	2	1 212 358	1 212 358	-	-	-	-	11 325	11 325	1 223 683	1 272 151	1 325 244	
Surplus/ (Deficit) for the year	2	101 967	101 967	-	-	-	-	(23 672)	(23 672)	78 296	45 368	26 595	

5. Adjustment Budget- Financial Performance (Revenue and expenditure)



NW375 Moses Kotane - Table B4 Adjustments Budget Financial Performance (revenue and expenditure) - 28/02/2024

Description	Ref	Budget Year 2023/24									Budget Year	Budget Year	
		Original	Prior	Accum.	Multi-year	Unfore.	Nat. or	Other	Total	Adjusted	Adjusted	Adjusted	
		Budget	Adjusted	Funds	capital	Unavoid.	Prov. Govt	Adjusts.	Adjusts.	Budget	Budget	Budget	
R thousands	1	A	A1	B	C	D	E	F	G	H	+1 2024/25	+2 2025/26	
Revenue By Source													
Exchange Revenue													
Service charges - Electricity	2	-	-	-	-	-	-	-	-	-	-	-	-
Service charges - Water	2	222 520	222 520	-	-	-	-	40	40	222 560	233 424	244 394	
Service charges - Waste Water Management	2	6 036	6 036	-	-	-	-	-	-	6 036	6 332	6 630	
Service charges - Waste Management	2	12 277	12 277	-	-	-	-	-	-	12 277	12 878	13 483	
Sale of Goods and Rendering of Services		520	520	-	-	-	-	-	-	520	545	571	
Agency services													
Interest													
Interest earned from Receivables		60 636	60 636	-	-	-	-	-	-	60 636	-	-	
Interest earned from Current and Non Current Assets		6 251	6 251	-	-	-	-	-	-	6 251	6 582	6 931	
Dividends		-	-	-	-	-	-	-	-	-	-	-	
Rent on Land													
Rental from Fixed Assets		188	188	-	-	-	-	-	-	188	197	206	
Licence and permits		2 000	2 000	-	-	-	-	-	-	2 000	2 090	2 184	
Operational Revenue		1 205	1 205	-	-	-	-	-	-	1 205	1 235	1 294	

Non-Exchange Revenue												
Property rates	2	154 525	154 525	-	-	-	-	-	-	154 525	162 096	169 714
Surcharges and Taxes										-		
Fines, penalties and forfeits		2 000	2 000	-	-	-	-	-	-	2 000	2 090	2 184
Licences or permits										-		
Transfer and subsidies - Operational		581 763	581 763	-	-	-	-	665	665	582 428	620 091	621 835
Interest		27 562	27 562	-	-	-	-	-	-	27 562	-	-
Fuel Levy										-		
Operational Revenue										-		
Gains on disposal of Assets		-	-	-	-	-	-	-	-	-	-	-
Other Gains		-	-	-	-	-	-	-	-	-	-	-
Discontinued Operations										-		
Total Revenue (excluding capital transfers and contributions)		1 077 484	1 077 484	-	-	-	-	705	705	1 078 189	1 047 561	1 069 427
Expenditure By Type												
Employee related costs		296 491	296 491	-	-	-	-	(2 078)	(2 078)	294 413	309 146	322 194
Remuneration of councillors		27 597	27 597	-	-	-	-	-	-	27 597	28 949	30 309
Bulk purchases - electricity		25 000	25 000	-	-	-	-	-	-	25 000	26 225	27 458
Inventory consumed		150 155	150 155	-	-	-	-	-	-	150 155	157 512	164 915
Debt impairment		328 721	328 721	-	-	-	-	-	-	328 721	344 984	361 198
Depreciation and amortisation		155 041	155 041	-	-	-	-	-	-	155 041	162 638	170 282
Interest		5 600	5 600	-	-	-	-	3 300	3 300	8 900	5 874	6 150
Contracted services		140 090	140 090	-	-	-	-	310	310	140 400	147 496	149 144
Transfers and subsidies		-	-	-	-	-	-	-	-	-	-	-
Irrecoverable debts written off		-	-	-	-	-	-	-	-	-	-	-
Operational costs		83 281	83 281	-	-	-	-	9 984	9 984	93 266	88 926	93 175
Losses on disposal of Assets		-	-	-	-	-	-	-	-	-	-	-
Other Losses		-	-	-	-	-	-	-	-	-	-	-

Total Expenditure		1 211 976	1 211 976	-	-	-	-	11 516	11 516	1 223 493	1 271 750	1 324 825
Surplus/(Deficit)		(134 492)	(134 492)	-	-	-	-	(10 812)	(10 812)	(145 304)	(224 189)	(255 398)
Transfers and subsidies - capital (monetary allocations)		236 841	236 841	-	-	-	-	(13 052)	(13 052)	223 789	269 958	282 412
Transfers and subsidies - capital (in-kind - all)		-	-	-	-	-	-	-	-	-	-	-
Surplus/(Deficit) before taxation		102 349	102 349	-	-	-	-	(23 863)	(23 863)	78 485	45 769	27 014
Income Tax									-	-		
Surplus/(Deficit) after taxation		102 349	102 349	-	-	-	-	(23 863)	(23 863)	78 485	45 769	27 014
Share of Surplus/Deficit attributable to Joint Venture									-	-		
Share of Surplus/Deficit attributable to Minorities												
Surplus/(Deficit) attributable to municipality		102 349	102 349	-	-	-	-	(23 863)	(23 863)	78 485	45 769	27 014
Share of Surplus/Deficit attributable to Associate												
Intercompany/Parent subsidiary transactions									-	-		
Surplus/ (Deficit) for the year	1	102 349	102 349	-	-	-	-	(23 863)	(23 863)	78 485	45 769	27 014

6. Reviewed Service Delivery Target and Budget Adjustment

 Moses Kotane Local Municipality Reviewed Service Delivery and Budget Implementation Plan 2023/2024 Financial Year 								
Project No.	Key Performance indicator	Annual Targets 2023/2024	2022/2023 Baseline	2023/2024 Quarterly Targets		2023/2024 Annual Budget	2023/2024 Budget Adjustment	Portfolio of Evidence
KPA NO 1: Basic Service Delivery and Infrastructure Development								
Strategic objective: To develop and maintain infrastructure to provide basic services.								
MKW-74	KPI 1 % Construction of Lerome (Thabeng section) Water supply	100% of Lerome (Thabeng Section) Water Supply constructed by June 2024		Q1	Construction 80%	R 14 845 053.63	R16 245 053,63	Completion Certificate
				Q2				
				Q3				
				Q4	100% of Lerome (Thabeng Section) Water Supply constructed			
MKW-94	KPI 2 % Construction of Mahobieskraal Bulk Water Supply and Reticulation	100 % of Mahobieskraal Bulk Water Supply and Reticulation constructed by June 2024	New	Q1	Construction 75%	R12,701,572.84	R13 001 572,84	Completion Certificate
				Q2	Construction 90%			
				Q3	100% of Mahobieskraal Bulk Water Supply and Reticulation Constructed			
				Q4	-			
MKW-114	KPI 3 % Construction of Ledig Water Supply (Various Sections)	90% of Ledig Water Supply (Various Sections) constructed by June 2024	Phase 1	Q1	Construction 55% Complete	28,816,416.30	R34 212 580,23	Completion Certificate
				Q2	Construction 65% Complete			
				Q3	Construction 80% Complete			
				Q4	90% of Ledig Water Supply Various Sections Constructed			



Moses Kotane Local Municipality
Reviewed Service Delivery and Budget Implementation Plan
2023/2024 Financial Year



Project No.	Key Performance Indicator	Annual Targets 2023/2024	2022/2023 Baseline	2023/2024 Quarterly Targets		2023/2024 Annual Budget	2023/2024 Budget Adjustment	Portfolio of Evidence
KPA NO 1: Basic Service Delivery and Infrastructure Development								
Strategic objective: To develop and maintain infrastructure to provide basic services.								
MKW-125	KPI 4% Construction of Maeraneng Water Supply	40% of Maeraneng Water Supply constructed by June 2024	Phase 1	Q1		R8,200,000.00	R8 200 000.00	Completion Certificate
				Q2				
				Q3	20% construction of Maeraneng water supply complete			
				Q4	40% construction of Maeraneng water supply complete			
MKW -127	KPI 5 % Construction of Segakwaneng Water Supply	40% of Segakwaneng Water Supply constructed by June 2024	New	Q1		8,200,000.00	R18 200 000,00	Completion Certificate
				Q2				
				Q3	20% construction of Segakwaneng water supply complete			
				Q4	40% construction of Segakwaneng water supply complete			
MKW-130	KPI 6 Design of Sandfontein Water Supply Boikhutso Ext. Finalised	Design of Sandfontein Water Supply Phase 2, Boikhutso Ext. Finalised by December 2023	New	Q1		2,200,000.00	R1 500 000,00	Approved Design Report
				Q2	Design of Sandfontein Water Supply Phase 2, Boikhutso Ext. Finalised			
				Q3	-			
				Q4				
MKW-131	KPI 7 % Construction of	40% of Manamakgotheng water reticulation	Phase 2	Q1		R17,000,000.00	17 000 000.00	Progress Report
				Q2				



Moses Kotane Local Municipality
Reviewed Service Delivery and Budget Implementation Plan
2023/2024 Financial Year



Project No.	Key Performance Indicator	Annual Targets 2023/2024	2022/2023 Baseline	2023/2024 Quarterly Targets		2023/2024 Annual Budget	2023/2024 Budget Adjustment	Portfolio of Evidence
KPA NO 1: Basic Service Delivery and Infrastructure Development								
Strategic objective: To develop and maintain infrastructure to provide basic services.								
	Manamakgotheng water reticulation	constructed by June 2024		Q3	20% of Manamakgotheng Water Reticulation finalised			
				Q4	40% of Manamakgotheng Water Reticulation finalised			
MKW-132	KPI 8 % Molatedi Ground Water source developed	100% of Molatedi Groundwater source developed by June 2024	Phase 1	Q1		R13,300,000.00	R3 736 891,71	Completion Certificate
				Q2				
				Q3				
				Q4	100% of Molatedi Groundwater source developed			
MKW-133	KPI 9 Design for replacement of Mogwase Asbestos	100% of Mogwase Asbestos Pipe replaced by June 2024	New	Q1		R 5 992 557,77	R2 200 000,00	Approved Design Report
				Q2				
				Q3	Tender advert for contractor			
				Q4	Appointment of Contractor			
MKW-141	KPI 10 Design of Greater Saulspoort Bulk water augmentation	Design of Greater Saulspoort Bulk water augmentation by June 2024	New	Q1	Scoping Report	2,000,000.00	R1 000 000,00	Approved Design Report
				Q2	Technical Report			
				Q3	Approval of technical report by DWS			
				Q4	Detailed Design Report			



Moses Kotane Local Municipality
Reviewed Service Delivery and Budget Implementation Plan
2023/2024 Financial Year



Project No.	Key Performance indicator	Annual Targets 2023/2024	2022/2023 Baseline	2023/2024 Quarterly Targets		2023/2024 Annual Budget	2023/2024 Budget Adjustment	Portfolio of Evidence
KPA NO 1: Basic Service Delivery and Infrastructure Development								
Strategic objective: To develop and maintain infrastructure to provide basic services.								
MKW 148	KPI 11 Designs of David Katnagel Water Supply	100% Designs of David Katnagel Water Supply finalised by June 2024	new	Q1		0	R1 000 000,00	Approved Design Report
				Q2				
				Q3				
				Q4	100% Designs of David Katnagel Water Supply finalised			
MKW-135	KPI 12 % Contruction of Mabeeskraal to Uitkyk Bulk Pipe line (Phase I)	100% of Mabeeskraal to Uitkyk Bulk Pipe line (phase 1) constructed by June 2024	Construction stage 5%	Q1	Construction 40%	R23 906 504, 87	R35 606 504,87	Completion Certificate
				Q2	Construction 80%			
				Q3	90% of Mabeeskraal to Uitkyk Bulk Pipe line constructed (phase 1)			
				Q4	100% of Mabeeskraal to Uitkyk Bulk Pipe line constructed (phase 1)			
	KPI 13 of households with access to water (Mogwase & Madikwe)	100% of households with access to water (Mogwase & Madikwe) by June 2024	100% of households with access to water (Mogwase & Madikwe)	Q1	100% of households with access to water (Mogwase & Madikwe)	Operational	Operational	Billing report
				Q2	100% of households with access to water (Mogwase & Madikwe)			
				Q3	100% of households with access to water (Mogwase & Madikwe)			
				Q4	100% of households with access to water (Mogwase & Madikwe)			



Moses Kotane Local Municipality
Reviewed Service Delivery and Budget Implementation Plan
2023/2024 Financial Year



Project No.	Key Performance Indicator	Annual Targets 2023/2024	2022/2023 Baseline	2023/2024 Quarterly Targets		2023/2024 Annual Budget	2023/2024 Budget Adjustment	Portfolio of Evidence
KPA NO 1: Basic Service Delivery and Infrastructure Development								
Strategic objective: To develop and maintain infrastructure to provide basic services.								
	KPI 14 Number of villages with access to water	107 villages with access to water by June 2024	107 Villages with access to water by June 2024	Q1	107 villages with access to water	Operational	Operational	Reports on water consumed per village
				Q2	107 villages with access to water			
				Q3	107 villages with access to water			
				Q4	107 villages with access to water			
MKS-90	KPI 15 Number of VIDP toilets installed in Leruleng	50 VIDP installed in Leruleng by June 2024	New	Q1		R2,500,000.00	R1 666 666,67	Completion Certificate
				Q2				
				Q3	25 VIDP installed in Leruleng			
				Q4	50 VIDP installed in Leruleng			
MKS-92	KPI 16 Number of VIDP toilets installed in Makoshong	50 VIDP installed in Makoshong by June 2024	New	Q1		R2,500,000.00	R1 666 666,67	Completion Certificate
				Q2				
				Q3	25 VIDP installed in Makoshong			
				Q4	50VIDP installed in Makoshong			
MKS-93	KPI 17 Number of VIDP toilets installed in Segakwaneng	50 VIDP installed in Segakwaneng by June 2024	New	Q1		R2.5000.00	R1 666 666,67	Completion Certificate
				Q2				
				Q3	25 VIDP installed in Segakwaneng			



Moses Kotane Local Municipality
Reviewed Service Delivery and Budget Implementation Plan
2023/2024 Financial Year



Project No.	Key Performance Indicator	Annual Targets 2023/2024	2022/2023 Baseline	2023/2024 Quarterly Targets		2023/2024 Annual Budget	2023/2024 Budget Adjustment	Portfolio of Evidence
KPA NO 1: Basic Service Delivery and Infrastructure Development								
Strategic objective: To develop and maintain infrastructure to provide basic services.								
				Q4	50 VIDP installed in Makoshong			
MKS-96	KPI 18 Refurbishment of Mogwase Waste Water treatment plant	Appointment of service providers	New	Q1		R16,391,922.29	R4 391 922,29	Advert and Appointment Letter
				Q2				
				Q3				
				Q4	Appointment of Service Providers			
MKRS-89	KPI 19 % of Vrede Storm water (Phase III) constructed	100% of Vrede Storm water (Phase III) constructed by September 2024	New	Q1	100% of Vrede Storm water (Phase III) constructed	R1,021,144.30	R3 941 980,65	Completion Certificate
				Q2	-			
				Q3	-			
				Q4	-			
MKRS-93	KPI 20 % of Outdekkers Road constructed	100% of Outdekkers Road constructed by March 2024	Construction 30% Complete	Q1	Construction 40% complete	R20,565,753.66	R20 656 753 66	Completion Certificate
				Q2				
				Q3	100% of Outdekkers Road constructed			
				Q4	-			
MKRS-95	KPI 21 % of Matau Internal Roads rehabilitated	30% of Matau Internal Roads Rehabilitated by June 2024	New	Q1	Procurement processes of the service provider	R18,200,000.00	R14 972 267,00	Progress Report
				Q2	Construction 15% complete			
				Q3	Construction 20%			



Moses Kotane Local Municipality
Reviewed Service Delivery and Budget Implementation Plan
2023/2024 Financial Year



Project No.	Key Performance Indicator	Annual Targets 2023/2024	2022/2023 Baseline	2023/2024 Quarterly Targets		2023/2024 Annual Budget	2023/2024 Budget Adjustment	Portfolio of Evidence
KPA NO 1: Basic Service Delivery and Infrastructure Development								
Strategic objective: To develop and maintain infrastructure to provide basic services.								
				Q4	30% of Matabele Internal Roads Rehabilitated			
MKRS-99	KPI 22 % of Matabele a Podi Internal roads and storm water rehabilitated	80% of Matabele a Podi Internal roads and storm water rehabilitated by June 2024	Design Stage	Q1	Procurement processes of the service provider	R14,737,805.00	R14 737 805 .00	Completion Certificate
				Q2	Construction 35% Complete			
				Q3	Construction 60% Complete			
				Q4	80% of Matabele a Podi Internal roads and storm water rehabilitated			
MKRS-101	KPI 23 Design of Kraalhoek internal roads rehabilitation	100% design of Kraalhoek internal roads rehabilitation by June 2024	New	Q1	Scoping Report	R2,200,000.00	R1 500 000,00	Approved Design Report
				Q2	Technical Report			
				Q3	Approval by CoGTA			
				Q4	100% design of Kraalhoek internal roads rehabilitation			
MKELC-111	KPI 24 Number of High Mast Lights from previous Financial Years Energised		New	Q1		R4,000,000.00	R4 962 934,90	Completion Certificate
				Q2				
				Q3				
				Q4	51 High Mast Lights from previous Financial Years Energised			



Moses Kotane Local Municipality
Reviewed Service Delivery and Budget Implementation Plan
2023/2024 Financial Year



Key Performance indicator	Annual Targets 2023/2024	2022/2023 Baseline	2023/2024 Quarterly Targets (Output)		2023/2024 Annual Budget	2023/2024 Budget Adjustment	Portfolio of Evidence
KPA NO 1: Basic Service Delivery and Infrastructure Development							
Strategic objective: To develop and maintain infrastructure to provide basic services.							
KPI 25 Number of municipal buildings renovated	2 Municipal Facilities renovated by June 2024	Approved Design Report	Q1		Operational	R499 858.07	Completion certificate
			Q2				
			Q3				
			Q4	2 Municipal Facilities renovated			
KPI 26 Number of Roadblocks conducted	4 Roadblocks conducted by June 2024	4 Roadblocks	Q1	1 Roadblock conducted	Operational	Operational	Reports & Attendance Register
			Q2	1 Roadblock conducted			
			Q3	1 Roadblock conducted			
			Q4	1 Roadblock conducted			
KPI 27 Reports on number of Leaners Licence classes conducted.	48 Leaners Licence classes conducted by June 2024	New	Q1	12 Leaners Licence Classes conducted	Operational	Operational	Quarterly Reports
			Q2	12 Leaners Licence Classes conducted			
			Q3	3 Monthly reports on number of learners licence classes conducted			
			Q4	3 Monthly reports on number of learners licence classes conducted			
KPI 28 Number of Road Safety Campaigns conducted	12 Road Safety Campaigns conducted by June 2024	12 Road Safety Campaigns conducted	Q1	3 Road Safety Campaigns conducted	Operational	Operational	Road safety Campaigns Reports,
			Q2	3 Road Safety Campaigns conducted			



Moses Kotane Local Municipality
Reviewed Service Delivery and Budget Implementation Plan
2023/2024 Financial Year



Key Performance indicator	Annual Targets 2023/2024	2022/2023 Baseline	2023/2024 Quarterly Targets (Output)	2023/2024 Annual Budget	2023/2024 Budget Adjustment	Portfolio of Evidence
KPA NO 1: Basic Service Delivery and Infrastructure Development						
Strategic objective: To develop and maintain infrastructure to provide basic services.						
			Q3 3 Road Safety Campaigns conducted Q4 3 Road Safety Campaigns conducted			attendance registers
KPI 29 % of households provided with access to solid waste removal (Madikwe and Mogwase)	%of households provided with access to solid waste removal (Madikwe and Mogwase by June 2024)	75% of households provided with access to solid waste removal (Q1 100% households provided with solid waste removal (Mogwase and Madikwe)	Operational	Operational	Reports on % of households provided with access to solid waste removal (Mogwase and Madikwe)
			Q2 100% households provided with solid waste removal (Mogwase and Madikwe)			
			Q3 100% households provided with solid waste removal (Mogwase and Madikwe)			
			Q4 100% households provided with solid waste removal (Mogwase and Madikwe)			
KPI 30 Number of villages provided with access to solid and waste removal	107 villages provided with access to solid and waste removal by June 2024	New	Q1 107 villages provided with access to solid and waste removal	Operational	Operational	Reports on number of villages provided with access to solid waste removal.
			Q2 107 villages provided with access to solid and waste removal			
			Q3 107 villages provided with access to solid and waste removal			



Moses Kotane Local Municipality
Reviewed Service Delivery and Budget Implementation Plan
2023/2024 Financial Year



Key Performance indicator	Annual Targets 2023/2024	2022/2023 Baseline	2023/2024 Quarterly Targets (Output)	2023/2024 Annual Budget	2023/2024 Budget Adjustment	Portfolio of Evidence
KPA NO 1: Basic Service Delivery and Infrastructure Development						
Strategic objective: To develop and maintain infrastructure to provide basic services.						
			Q4 107 villages provided with access to solid and waste removal			
KPI 31 Number of safe and clean city campaigns conducted	12 safe and clean city campaigns conducted by June 2024	12 safe and clean campaigns conducted	Q1 3 safe and clean city campaigns	Operational	Operational	Cleaning Campaign Reports
			Q2 3 safe and clean city campaigns			
			Q3 3 safe and clean city campaigns			
			Q4 3 safe and clean city campaigns			



Moses Kotane Local Municipality
Reviewed Service Delivery and Budget Implementation Plan
2023/2024 Financial Year



Key Performance Indicator	Annual Targets 2023/2024	2022/2023 Baseline	2023/2024 Quarterly Targets (Output)		2023/2024 Annual Budget	2023/2024 Budget Adjustment	Portfolio of Evidence
KPA NO 2: Municipal Transformation and Organizational Development							
Strategic Objective: To Promote Accountability, Efficiency and Professionalism Within the Organization							
KPI 32 Communication strategy reviewed by council	Communication strategy reviewed by council by 30 June 2024	2021/2022 Communication strategy approved	Q1	Communication strategy reviewed by council	Operational	Operational	Council resolution
			Q2	-			
			Q3	-			
			Q4	-			
KPI 33 Number of Newsletters Published	4 newsletters published by 30 June 2024	3 newsletters published	Q1	1 newsletter	Operational	Operational	Copy of the Newsletter attached
			Q2	1 newsletter			
			Q3	1 newsletter			
			Q4	1 newsletter			
KPI 34 Employment Equity Plan Developed	Employment Plan developed by September 2023	2016 Employment Equity plan	Q1	Employment Equity plan developed.	Operational	Operational	Copy of approved Employment Equity Plan
			Q2	-			
			Q3	-			
			Q4	-			
KPI 35 Employment Equity Report submitted to Department of Labour	2023/2024 Employment Equity Report submitted to Department of Labour by 15 January 2024	2022/2023 Employment Equity Report submitted	Q1	-	Operational	Operational	Acknowledgement letter from Department of Labour.
			Q2	-			
			Q3	EE report submitted to DOL			
			Q4				



Moses Kotane Local Municipality
Reviewed Service Delivery and Budget Implementation Plan
2023/2024 Financial Year



Key Performance Indicator	Annual Targets 2023/2024	2022/2023 Baseline	2023/2024 Quarterly Targets (Output)		2023/2024 Annual Budget	2023/2024 Budget Adjustment	Portfolio of Evidence
KPA NO 2: Municipal Transformation and Organizational Development							
Strategic Objective: To Promote Accountability, Efficiency and Professionalism Within the Organization							
KPI 36 Workplace Skills Plan and ATR submitted to LG_SETA	2023/2024 Workplace Skills Plan submitted LG SETA by 21 April 2024	2021/2022 WSP submitted	Q1		Operational	Operational	Acknowledgement letter from LGSETA
			Q2				
			Q3				
			Q4	WSP and ATR submitted to LG-SETA			
KPI 37 Number of Local Labour Forum meetings held	4 LLF meetings held by 30 June 2024	2 LLF meetings held	Q1	1 LLF meetings held	Operational	Operational	Agenda, Attendance register and minutes
			Q2	1 LLF meetings held			
			Q3	1 LLF meetings held			
			Q4	1 LLF meetings held			
KPI 38 % of grievances resolved within 30 days of receipt	100 % of grievances resolved within 30 days of receipt by 30 June 2024	% of grievances resolved within 30 days of receipt.	Q1	100% of grievances resolved within 30 days of receipt	Operational	Operational	Grievance forms, grievance reports
			Q2	100% of grievances resolved within 30 days of receipt			
			Q3	100% of grievances resolved within 30 days of receipt			
			Q4	100% of grievances resolved within 30 days of receipt			
KPI 39 Number of OHS meetings held	4 OHS meetings held by 30 June 2024	2 OHS meetings held	Q1	1 OHS meeting held	Operational	Operational	Minutes, agenda , reports
			Q2	1 OHS meeting held			
			Q3	1 OHS meeting held			
			Q4	1 OHS meeting held			



Moses Kotane Local Municipality
Reviewed Service Delivery and Budget Implementation Plan
2023/2024 Financial Year



Key Performance indicator	Annual Targets 2023/2024	2022/2023 Baseline	2023/2024 Quarterly Targets (Output)		2023/2024 Annual Budget	2023/2024 Budget Adjustment	Portfolio of Evidence
KPA NO 2: Municipal Transformation and Organizational Development							
Strategic Objective: To Promote Accountability, Efficiency and Professionalism Within the Organization							
KPI 40 % of ICT budget spent	100% Budget spent by June 2024	100% budget spent	Q1	30% budget spent	Operational	Operational	Expenditure Reports
			Q2	20% budget spent			
			Q3	30% budget spent			
			Q4	20% budget spent			
KPI 41 2024/2025 institutional performance management framework approved by Council	2024/2025 institutional performance management framework approved by Council by 30 June 2024	2023/2024 Performance Management framework approved	Q1	-	Operational	Operational	Council Resolution
			Q2	-			
			Q3	-			
			Q4	Approved performance management framework			
KPI 42 2022/2023 annual performance report submitted to Auditor General	2022/2023 annual performance report submitted to Auditor General by August 2023	2021/2022 annual performance report	Q1	Annual performance report	Operational	Operational	Council Resolution
			Q2	-			
			Q3	-			
			Q4	-			
KPI 43 2022/2023 Annual report approved by Council	2022/2023 annual report approved by council by January 2024	2021/2022 Annual Report	Q1	-	Operational	Operational	Council Resolution
			Q2	-			
			Q3	Approved 2021/2022 annual report			
			Q4	-			



Moses Kotane Local Municipality
Reviewed Service Delivery and Budget Implementation Plan
2023/2024 Financial Year



Key Performance indicator	Annual Targets 2023/2024	2022/2023 Baseline	2023/2024 Quarterly Targets (Output)		2023/2024 Annual Budget	2023/2024 Budget Adjustment	Portfolio of Evidence
KPA NO 2: Municipal Transformation and Organizational Development							
Strategic Objective: To Promote Accountability, Efficiency and Professionalism Within the Organization							
KPI 44 Number of performance agreements for 2023/2024 signed by Municipal Manager and Section 56 managers	7 performance agreements for 2023/2024 signed by Municipal Manager and Section 56 managers by July 2024	6 signed 2022/2023 Performance Agreements	Q1	7 signed performance agreements	Operational	Operational	Copies of signed Performance Agreements
			Q2	-			
			Q3	-			
			Q4	-			



Moses Kotane Local Municipality
Reviewed Service Delivery and Budget Implementation Plan
2023/2024 Financial Year



Key Performance Indicator	Annual Target 2023/2024	2022/2023 Baseline	2023/2024 Quarterly Targets	2023/2024 Annual Budget	2023/2024 Budget Adjustment	Portfolio of Evidence	
KPA 3: Local Economic Development							
Strategic Objective: To create an enabling environment for social development and economic growth							
KPI 45 Number of SMME's, Tourism and Agricultural Programmes Facilitated	6 SMME's, Tourism and Agricultural Programmes facilitated by June 2024	Approved LED Strategy	Q1		operational	Operational	Agenda and attendance registers
			Q2	2 programmes facilitated			
			Q3	2 programmes facilitated			
			Q4	2 programmes facilitated			
KPI 46 Number of Arts and Culture programmes facilitated	7 Arts and Culture programmes facilitated by June 2024	Arts and Culture Masterplan	Q1	1 Programme facilitated	Operational	Operational	Agenda and attendance registers
			Q2	2 programmes facilitated			
			Q3	2 programmes facilitated			
			Q4	2 programmes facilitated			
KPI 47 Number of job opportunities created through, CWP, EPWP and capital projects	2042 Job opportunities created through, CWP, EPWP and capital projects by June 2024	1553 Job opportunities created	Q1	1106 Jobs opportunities created through CWP, EPWP and capital projects	Operational	R420 720.62	EPWP Beneficiaries' list and contracts/ EPWP/CWP comprehensive reports
			Q2	269 Job opportunities created through CWP, EPWP and capital projects			



Moses Kotane Local Municipality
Reviewed Service Delivery and Budget Implementation Plan
2023/2024 Financial Year



Key Performance Indicator	Annual Target 2023/2024	2022/2023 Baseline	2023/2024 Quarterly Targets	2023/2024 Annual Budget	2023/2024 Budget Adjustment	Portfolio of Evidence
KPA 3: Local Economic Development						
Strategic Objective: To create an enabling environment for social development and economic growth						
			Q3 269 Job opportunities created through CWP, EPWP and capital projects			
			Q4 269 Job opportunities created through CWP, EPWP and capital projects			
KPI 48 Number jobs created through municipality's local economic development initiatives	200 jobs created through municipality's local economic development initiatives by June 2024	242 jobs	Q1 48 jobs created through municipality's local economic development initiatives	Operational	Operational	Beneficiaries list and comprehensive report
			Q2 52 jobs created through municipality's local economic development initiatives			
			Q3 50 jobs created through municipality's local economic development initiatives			



Moses Kotane Local Municipality
Reviewed Service Delivery and Budget Implementation Plan
2023/2024 Financial Year



Key Performance Indicator	Annual Target 2023/2024	2022/2023 Baseline	2023/2024 Quarterly Targets		2023/2024 Annual Budget	2023/2024 Budget Adjustment	Portfolio of Evidence
KPA 3: Local Economic Development							
Strategic Objective: To create an enabling environment for social development and economic growth							
			Q4	50 jobs created through municipality's local economic development initiatives			
KPI 49 Number of LED projects financially supported	2 LED projects financially supported by 30 June 2024	6 projects	Q1	-	Operational	Operational	Comprehensive Report
			Q2	1 LED project supported			
			Q3	1 LED project supported			
			Q4	-			



Moses Kotane Local Municipality
Reviewed Service Delivery and Budget Implementation Plan
2023/2024 Financial Year



Key Performance Indicator	Annual Targets 2022/2023	2021/2022 Baseline	2022/2023 Quarterly Targets (Output)		2023/2024 Annual Budget	2023/2024 Budget Adjustment	Portfolio of Evidence
KPA4: Spatial Rationale							
To support and coordinate spatial transformation							
KPI 50 Building inspections attended to within 5 days of request	Building inspections attended to within 5 days of request by June 2024	100% of building inspections attended to within 24 hours	Q1	Building inspections attended to within 5 days of request	Operational	Operational	Inspection register and sheets
			Q2	Building inspections attended to within 5 days of request			
			Q3	Building inspections attended to within 5 days of request			
			Q4	Building inspections attended to within 5 days of request			
KPI 51 Building plans approved within 60 days of request	Building plans approved within 60 days of request by June 2024	100% Building Plans approved within specified period of time 60 days	Q1	Building plans approved within 60 days of request	Operational	Operational	Building Plans Register
			Q2	Building plans approved within 60 days of request			
			Q3	Building plans approved within 60 days of request			
			Q4	Building plans approved within 60 days of request			
KPI 52 Occupation certificate issued within 14 days of request	Occupation certificate issued within 14 days of request by June 2023	A total of 10 Occupational Certificates Issued	Q1	Occupation certificate issued within 14 days of request	Operational	Operational	Copies of Certificates and Register
			Q2	Occupation certificate issued within 14 days of request			
			Q3	Occupation certificate issued within 14 days of request			
			Q4	Occupation certificate issued within 14 days of request			



Moses Kotane Local Municipality
Reviewed Service Delivery and Budget Implementation Plan
2023/2024 Financial Year



Key Performance Indicator	Annual Targets 2022/2023	2021/2022 Baseline	2022/2023 Quarterly Targets (Output)		2023/2024 Annual Budget	2023/2024 Budget Adjustment	Portfolio of Evidence
KPA4: Spatial Rationale							
To support and coordinate spatial transformation							
KPI 53 Number of housing stakeholder meetings held	4 housing stakeholder meetings held by June 2024	New	Q1	1 Housing stakeholders meeting held	Operational	Operational	Minutes and attendance register
			Q2	1 Housing stakeholders meeting held			
			Q3	1 Housing stakeholders meeting held			
			Q4	1 Housing stakeholders meeting held			
KPI 54 Housing needs beneficiary register compiled in 8 wards	Housing needs beneficiary register compiled in 8 wards by June 2024	New	Q1	2 Housing needs beneficiary register compiled in 2 wards	Operational	Operational	Internal Housing Needs Register & Generated National Housing Needs Register System Report
			Q2	2 Housing needs beneficiary register compiled in 2 wards			
			Q3	2 Housing needs beneficiary register compiled in 2 wards			
			Q4	2 Housing needs beneficiary register compiled in 2 wards			



Moses Kotane Local Municipality
Reviewed Service Delivery and Budget Implementation Plan
2023/2024 Financial Year



Key Performance Indicator	Annual Targets 2023/2024	2022/2023 Baseline	2023/2024 Quarterly Targets (Output)		2023/2024 Annual Budget	2023/2024 Budget Adjustment	Portfolio of Evidence
KPA5 Good Governance and Public Participation							
Strategic Objectives: To ensure ethical and transparent government that is responsive to community needs and encourage public participation							
KPI 55 Number of youth programmes facilitated	2 youth programmes facilitated by June 2024	2	Q1	-	Operational	Operational	Attendance registers
			Q2	-			
			Q3				
			Q4	2 youth programmes facilitated			
KPI 56 Number of letsema programmes conducted	2 letsema programmes conducted by June 2024	1	Q1	-	Operational	Operational	Attendance register, Programme and pictures
			Q2	-			
			Q3	-			
			Q4	2 letsema programmes conducted			
KPI 57 Number of Physically/Disabled challenged meetings held	2 Physically/Disabled challenged meetings held by June 2024	1	Q1	1 Physically/Disabled challenged meetings held	Operational	Operational	Attendance register and minutes
			Q2	-			
			Q3	1 Physically/Disabled challenged meetings held			
			Q4	-			
KPI 58 Number of gender awareness campaigns held	2 gender awareness campaigns held by June 2024	2	Q1	1 gender awareness campaigns held	Operational	Operational	Attendance register and minutes
			Q2				
			Q3	1 gender awareness campaigns held			
			Q4				



Moses Kotane Local Municipality
Reviewed Service Delivery and Budget Implementation Plan
2023/2024 Financial Year



Key Performance Indicator	Annual Targets 2023/2024	2022/2023 Baseline	2023/2024 Quarterly Targets (Output)		2023/2024 Annual Budget	2023/2024 Budget Adjustment	Portfolio of Evidence
KPA5 Good Governance and Public Participation							
Strategic Objectives: To ensure ethical and transparent government that is responsive to community needs and encourage public participation							
KPI 59 Number of Council committee meetings held	4 council committee meetings by June 2024	4 council committee meetings held	Q1	1 Council meeting	Operational	Operational	Agenda, Attendance register and minutes
			Q2	1 Council meeting			
			Q3	1 Council meeting			
			Q4	1 Council meeting			
KPI 60 Number of EXCO meeting held	12 EXCO Meetings held by 30 June 2024	12 meetings held	Q1	3 EXCO meetings	Operational	Operational	Agenda, attendance register and minutes
			Q2	3 EXCO meetings			
			Q3	3 EXCO meetings			
			Q4	3 EXCO meetings			
KPI 62 2023/2024 Risk Based Audit Plan (RBAP) approved by audit committee	2023/2024 risk based Audit Plan (RBAP) approved by audit committee by September 2024	2022/2023 Approved Risk Based Audit Plan (RBAP)	Q1	Approved 2023/2024 Risk Based Audit Plan (RBAP)	Operational	Operational	Agenda, Minutes and Attendance Register
			Q2	-			
			Q3	-			
			Q4	-			
KPI 53 Number of audit committee meetings held	4 audit committee meetings held by June 2024	4 audit committee meetings held	Q1	1 audit committee meeting	Operational	Operational	Agenda, minutes and attendance register.
			Q2	1 audit committee meeting			
			Q3	1 audit committee meeting			
			Q4	1 audit committee meeting			
KPI 64 Number of audit committee reports submitted to Council	2 audit committee reports submitted	2 audit committee reports	Q1	1 audit committee reports	Operational	Operational	Council Resolution
			Q2	-			
			Q3	1 audit committee meeting			



Moses Kotane Local Municipality
Reviewed Service Delivery and Budget Implementation Plan
2023/2024 Financial Year



Key Performance Indicator	Annual Targets 2023/2024	2022/2023 Baseline	2023/2024 Quarterly Targets (Output)		2023/2024 Annual Budget	2023/2024 Budget Adjustment	Portfolio of Evidence
KPA5 Good Governance and Public Participation							
Strategic Objectives: To ensure ethical and transparent government that is responsive to community needs and encourage public participation							
	to Council by June 2024		Q4	-			
KPI 65 2023/2024 valuation roll approved by Council	2023/2024 evaluation roll approved by Council by June 2024	Approved valuation roll for 2022/2023	Q1	-	Operational	Operational	Council Resolution
			Q2	-			
			Q3	-			
			Q4	Approved valuation roll			
KPI 66 Turnaround time for providing legal opinion on by-laws upon request within 14 days	Turnaround time for providing legal opinion on by-laws upon request by June 2024	Legal opinion provided with 14 days upon request	Q1	Turnaround time for providing legal opinion on by-laws within 14 days upon request	Operational	Operational	Legal opinion Register
			Q2	Turnaround time for providing legal opinion on by-laws within 14 days upon request			
			Q3	Turnaround time for providing legal opinion on by-laws within 14 days upon request			
			Q4	Turnaround time for providing legal opinion on by-laws within 14 days upon request			



Moses Kotane Local Municipality
Reviewed Service Delivery and Budget Implementation Plan
2023/2024 Financial Year



Key Performance Indicator	Annual Targets 2023/2024	2022/2023 Baseline	2023/2024 Quarterly Targets (Output)		2023/2024 Annual Budget	2023/2024 Budget Adjustment	Portfolio of Evidence
KPA5 Good Governance and Public Participation							
Strategic Objectives: To ensure ethical and transparent government that is responsive to community needs and encourage public participation							
KPI 67 Turnaround time for development of service level agreements with in upon request	Turnaround time for development of service level agreements within 14 days upon request by June 2024	Service level agreement developed within 14 days	Q1	Turnaround time for development of service level agreements within 14 days upon request	Operational	Operational	Service level agreements register
			Q2	Turnaround time for development of service level agreements within 14 days upon request			
			Q3	Turnaround time for development of service level agreements within 14 days upon request			
			Q4	Turnaround time for development of service level agreements within 14 days upon request			
KPI 68 2024/2025 IDP,PMS and Budget process plan approved by Council	2024/2025 IDP,PMS and Budget process plan approved by Council by 31 August 2023	2023/2024 Approved Process Plan	Q1	Approved 2024/2025 IDP,PMS , Budget Process Plan	Operational	Operational	Council Resolution
			Q2	-			
			Q3	-			
			Q4	-			
	2024/2025 Draft IDP approved by	2023/2024 Draft IDP	Q1	-	Operational	Operational	Council Resolution
			Q2	-			



Moses Kotane Local Municipality
Reviewed Service Delivery and Budget Implementation Plan
2023/2024 Financial Year





Key Performance Indicator	Annual Targets 2023/2024	2022/2023 Baseline	2023/2024 Quarterly Targets (Output)		2023/2024 Annual Budget	2023/2024 Budget Adjustment	Portfolio of Evidence
KPA5 Good Governance and Public Participation							
Strategic Objectives: To ensure ethical and transparent government that is responsive to community needs and encourage public participation							
KPI 69 2024/2025 draft IDP and approved by Council	Council by 31 March 2024		Q3	2024/2025 Draft IDP approved by council			
			Q4	-			
KPI 70 2024/2025 Final IDP approved by Council	2024/2025 Final IDP approved by Council by 31 May 2024	2023/2024 Amended IDP	Q1	-	Operational	Operational	Council Resolution
			Q2	-			
			Q3	-			
			Q4	2024/2025 Final IDP approved by council			
KPI 71 Number IDP public participation meetings held	2 IDP public participation meetings held by June 2024	Briefing sessions were conducted with councillors for councillors to engage with communities to analyse their need.	Q1	-	Operational	Operational	Attendance register and report
			Q2	1 IDP public participation meeting			
			Q3	-			
			Q4	1 IDP public participation meeting			
KPI 72 Number of IDP representative forum held by 30 June 2022	3 IDP representative forum held June 2024	1 IDP representative forum held	Q1	1 IDP representative forum	Operational	Operational	Agenda and Attendance register
			Q2	1 IDP representative forum			
			Q3				
			Q4	1 IDP representative forum			







Moses Kotane Local Municipality
Reviewed Service Delivery and Budget Implementation Plan
2023/2024 Financial Year



Key Performance indicator	Annual Targets 2023/2024	2022/2023 Baseline	2023/2024 Quarterly Targets (Output)		2023/2024 Annual Budget	2023/2024 Budget Adjustment	Portfolio of Evidence
KPA5 Good Governance and Public Participation							
Strategic Objectives: To ensure ethical and transparent government that is responsive to community needs and encourage public participation							
KPI 73 Risk Management Strategy approved by council	Risk Management Strategy approved by council by June 2024	New	Q1	-	Operational	Operational	Council Resolution
			Q2	-			
			Q3	-			
			Q4	Risk Management Strategy approved			
KPI 74 Risk Management Policy approved by council	Risk Management Policy approved by council June 2024	New	Q1	-	Operational	Operational	Council Resolution
			Q2	-			
			Q3	-			
			Q4	Risk Management Policy approved			
KPI 75 Risk Identification & Assessment conducted	Risk Identification & Assessment conducted by June 2024	New	Q1	-	Operational	Operational	Strategic risk register, Fraud risk and ICT Register
			Q2				
			Q3				
			Q4	Risk Identification & Assessment conducted			

		Moses Kotane Local Municipality Reviewed Service Delivery and Budget Implementation Plan 2023/2024 Financial Year					
Key Performance Indicators	Annual Target 2023/2024	2022/2023 Baseline	Quarterly Targets (Output)		2023/2024 Annual Budget	2023/2024 Budget Adjustment	Portfolio of Evidence(POE)
KPA 6: Municipal Financial Viability							
To provide an anti-corruption strategy							
To provide effective and efficient financial systems and procedure							
KPI 76 Draft budget approved by Council	2024/2025 Draft budget approved by Council by 31 March 2024	2023/2024 Draft Budget approved	Q1	-	Operational	Operational	Council Resolution
			Q2	-			
			Q3	2024/2025 Draft budget approved			
			Q4	-			
KPI 77 2024/2025 Final budget approved by Council	2024/20245 final budget approved by Council by 31 May 2024	2023/2024 Final Budget approved	Q1	-	Operational	Operational	Council Resolution
			Q2	-			
			Q3	-			
			Q4	2024/2025 final budget approved			
KPI 78 2022/2023 Annual Financial statements submitted to Auditor General	2022/2023 Annual Financial statements submitted to Auditor General by 31 August 2023	2021/2022 Financial statements submitted	Q1	2022/2023 financial statements submitted	R10 000 000	R5 917 684.99	Acknowledge Letter
			Q2	-			
			Q3	-			
			Q4	-			
KPI 79 Number of MFMA Section 52 Reports approved Council	4 MFMA Section 52 Reports approved by	2021/2022 MFMA Section 52 reports	Q1	1 MFMA Section 52 Report	Operational	Operational	Council Resolution
			Q2	1 MFMA Section 52 Report			
			Q3	1 MFMA Section 52 Report			

		Moses Kotane Local Municipality Reviewed Service Delivery and Budget Implementation Plan 2023/2024 Financial Year					
Key Performance Indicators	Annual Target 2023/2024	2022/2023 Baseline	Quarterly Targets (Output)		2023/2024 Annual Budget	2023/2024 Budget Adjustment	Portfolio of Evidence(POE)
KPA 6: Municipal Financial Viability							
To provide an anti-corruption strategy							
To provide effective and efficient financial systems and procedure							
	Council by June 2024		Q4	1 MFMA Section 52 Report			
KPI 80 Percentage of competitive bids awarded within 90 days of advert	100% of competitive bids awarded within 90 days of advert by June 2024	100% of competitive bids awarded within 90 days of advert by June 2023	Q1	100% advertised bids awarded within 90 days of advert	Operational	Operational	Adverts and appointment letters
			Q2	100% advertised bids awarded within 90 days of advert			
			Q3	100% advertised bids awarded within 90 days of advert			
			Q4	100% advertised bids awarded within 90 days of advert			
KPI 81 % of request for quotations (RFQ) awarded within 30 days of advert	100% of request for quotations awarded within 30 days of advert by June 2024	100% of RFQ awarded within 30 days of advert by June 2023	Q1	100% of RFQ awarded within 30 days of advert	Operational	Operational	Adverts and purchase orders
			Q2	100% of RFQ awarded within 30 days of advert			
			Q3	100% of RFQ awarded within 30 days of advert			
			Q4	100% of RFQ awarded within 30 days of advert			

 Moses Kotane Local Municipality Reviewed Service Delivery and Budget Implementation Plan 2023/2024 Financial Year 							
Key Performance Indicators	Annual Target 2023/2024	2022/2023 Baseline	Quarterly Targets (Output)		2023/2024 Annual Budget	2023/2024 Budget Adjustment	Portfolio of Evidence(POE)
KPA 6: Municipal Financial Viability							
To provide an anti-corruption strategy							
To provide effective and efficient financial systems and procedure							
KPI 82 % of indigent register updated	100 % of indigent register updated by June 2024	new	Q1	100 % of indigent register updated	Operational	Operational	Updated indigent register
			Q2	100 % of indigent register updated			
			Q3	100 % of indigent register updated			
			Q4	100 % of indigent register updated			
KPI 83 % revenue growth	10% revenue growth by 30 June 2024	2022/2023 Revenue collected	Q1	2,5 % revenue growth	Operational	Operational	90-day age analysis report
			Q2	2,5 % revenue growth			
			Q3	2,5 % revenue growth			
			Q4	2,5 % revenue growth			
KPI 84 % asset register updated	% 100 of asset register updated by June 2024	1 report on Immovable and movable Asset Verification by June 2023	Q1	100 % asset register updated	Operational	Operational	Stock count Report Council resolution Asset verification report
			Q2	100 % asset register updated			
			Q3	100 % asset register updated			
			Q4	100 % asset register updated			
			Q2				
			Q3	1			
			Q4	1			